


Science inspired by nature

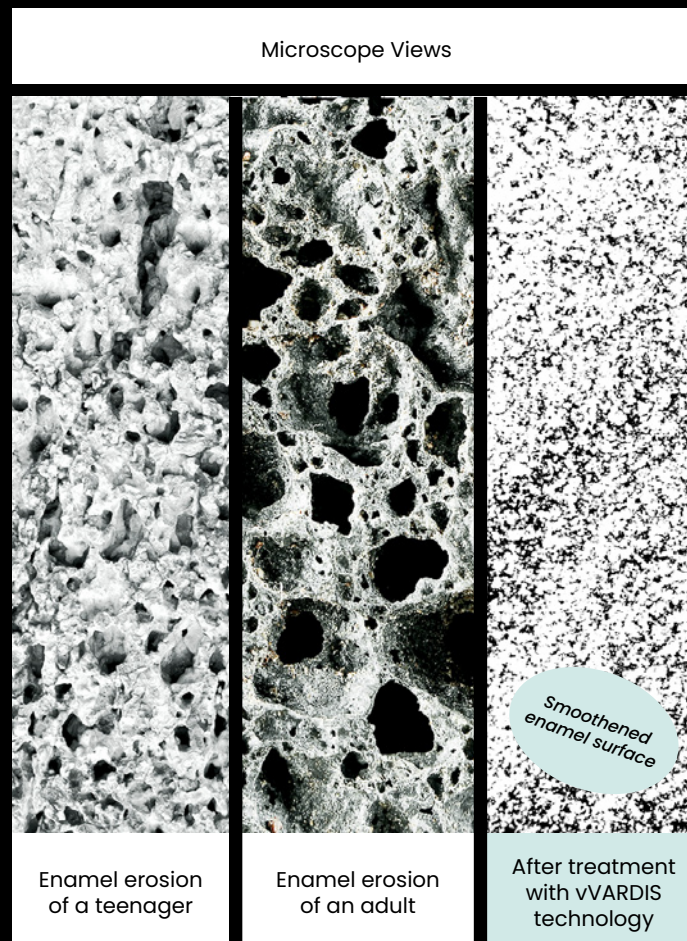
Developed in Switzerland and backed by over **25 years of research**, the vVARDIS technology is based on the science of **peptides**, building blocks of proteins known for their **regenerative properties**.

The vVARDIS technology combines science with nature. By mimicking nature and with the help of minerals from saliva, the vVARDIS technology is able to create new hydroxyapatite crystals - the mineral teeth are made of - making possible something that was previously unimaginable: **regenerating** the only tissue in the body that has never been able to self-heal, **enamel**.

Originally developed for dental professionals for the drill-free treatment of early-stage tooth decay, this technology is also available in the vVARDIS Enamel Serum for use at home to care for and enhance the appearance of tooth enamel.



Lock in the benefits of your dental treatments with advanced enamel care



vvardis.com

M10285

vVARDIS

SWITZERLAND

BIOMIMETIC DENTAL SCIENCE

Brighten. Smooth.
Care for your enamel.

Ask your dentist for
vVARDIS Enamel Serum

Only available in
dental practices.



ENAMEL SERUM

Post-Hygiene Enamel Care

The vVARDIS Enamel Serum, enriched with peptides and hydroxyapatite, delivers calcium & phosphate ions to care for the enamel and promote a healthy, glossy appearance.

- Helps maintain the mineral balance of the enamel surface
- Leaves teeth feeling smooth and clean
- Visibly brightens the appearance of enamel
- Gives a shiny, glossy effect
- Helps care for sensitive teeth
- Works with veneers, crowns and white fillings
- Fluoride Free
- Developed together with dentists
- Only available in dental practices



Ideal finishing to dental hygiene appointments

Supports the mineral balance of the enamel, while providing gentle care for sensitive teeth. Enhances results of the dental hygiene.









Premium treatment enhancer

Brightens the enamel appearance and gives a shiny effect - works also on veneers, crowns and white fillings.

How to apply



-  For best results, use immediately after oral prophylaxis in office. Apply the serum for one week at home before going to bed.
- 
 Pull back the lips and lightly dry teeth.
Using the included applicator brush, apply a thick layer of the enamel serum on each tooth (including on porcelain veneers and crowns), making sure to extend the gel over the gum line.
-  Once applied, do not rinse. Spit out any residue if necessary. Avoid eating or drinking for at least 30 minutes.
-  Enamel serum can be applied directly in aligner trays prior to placement.
-  Apply the serum for a week after the hygiene appointment.